

2022



2022 8

)

(

“

”

“

”

.....	2
.....	7
.....	10

	*ST		002313

	1,609,954,344.29	2,061,444,998.12	-21.90%
	-320,699,457.41	10,319,919.32	
	-336,992,018.00	-13,950,935.19	
	-160,792,475.10	-177,692,636.38	9.51%
/	-0.8566	0.0276	
/	-0.8566	0.0276	
	-13.02%	0.38%	-13.40%
	6,948,342,486.73	7,692,642,609.47	-9.68%
	2,317,085,677.64		

1

5G

GNSS 2G 3G LTE CAT1 LTE CAT4 LTE CAT6 LTE

CAT12 5G 5G+V2X

Niuaac K0 21/40 2022 10

2

CMMI3

3

2

1

2

3

	1,609,954,344.29	2,061,444,998.12	-21.90%	
	1,461,806,659.70	1,688,265,570.42	-13.41%	
	63,439,961.53	75,484,605.21	-15.96%	
	105,073,496.61	102,688,264.67	2.32%	
	66,409,298.13	54,027,623.66	22.92%	
	-4,598,405.81	5,948,416.64	-177.30%	
	169,946,930.43	123,224,006.90	37.92%	
	-160,792,475.10	-177,692,636.38	9.51%	
	-26,229,131.38	-107,727,976.96	75.65%	
	-132,193,773.17	350,533,895.33	-137.71%	

	-318,057,287.02	61,267,801.34	-619.13%	

1

	607,032,899.56	8.74%	765,054,941.97	9.95%	-1.21%	
	1,814,738,460.32	26.12%	1,797,051,902.80	23.36%	2.76%	
	1,061,460,104.05	15.28%	1,331,674,031.13	17.31%	-2.03%	
	1,144,944,558.89	16.48%	1,483,492,179.28	19.28%	-2.80%	
	6,341,467.18	0.09%	6,750,251.84	0.09%	0.00%	
	230,991,109.24	3.32%	269,938,961.41	3.51%	-0.19%	
	70,754.72	0.00%	70,754.72	0.00%	0.00%	
	66,565,605.97	0.96%	84,247,914.89	1.10%	-0.14%	
	1,592,773,894.82	22.92%	1,618,866,193.02	21.04%	1.88%	
	160,447,776.08	2.31%	150,834,123.86	1.96%	0.35%	
	129,780,000.00	1.87%	129,780,000.00	1.69%	0.18%	
	70,965,405.43	1.02%	60,734,812.81	0.79%	0.23%	

2

8.363%		15,786.50					6.81%	
100%		16,231.80			113.58		7.01%	

3

4.	215,009,378.89					2,000,000.00		213,009,378.89

	215,009,378.89					2,000,000.00		213,009,378.89
	215,009,378.89					2,000,000.00		213,009,378.89
	0.00							

3


4

1

2

5

1



2020

116,064

0

52,318.81


0

0

0.00%

1,338.83

0



	3	2021			
		05	25,53		0.00
IDC		31	8	0	%

10%

			338246418	2,085,496,3 88.38	722,334,68 9.71	375,772,34 2.09	48,392,201. 37	- 42,314,856. 43
			100000000	1,344,880,0 88.28	608,644,13 2.83	516,203,13 5.99	54,486,304. 44	- 54,528,332. 42
		AI	813532535.4	1,721,925,2 35.66	74,659,793. 97	607,702,03 8.52	83,673,892. 16	- 83,613,954. 29

1

2

3

4

5

2021

2022

1

2022

9.3.11

	83	16,663,622		4.49%	
	123	758,308		0.20%	

		262,604	260,170	0.07%
		73,560	73,560	0.02%



	-	-	--		-	-
				2008 09 30		
				2008 09 30		
				2016 07 01		
	-	-	-		-	-

				2018 5 31			
				9182	2016 0305		
	3,400				3400	1166.97	

455

455.0665

				63.14 2019 6 28 2021 7 26 20.22 83.36	15.40%			
	143.3			2021 7 22 1. 136.50 2020 1 15 0.05% 6.80 2. 260000				
	260.37			2021 11 5 1. 232.2 2. 232.2 2019 12 30 150.00% 2021 9 2 28.17 3.				
	388.37			2021 11 24 1. 387.50 2. 387.50 150.00% 2021 11 1 2021 11 15 0.87 388.37 3. 4. 5.				
	175.58			2021 11 4 1.	()			171.32

				8	23		2021	11	1			
						171.32						
							3.					
								3.00		4.		
					5.							
				2021	12	17						
					1.							
						132.82				132.82		
										50%		
				2019	8	30						
					2.			5.00		3.		
										2022		
				1	10							
137.82								3.24				
				9.49		2022	2	25				
					2021	0182		10976				
									132.82			
						132.82			2019	9	25	
												1.5

				<p>2021 10 12 2,093.86 2021 10 13 1,544,882.29</p> <p>2021 11 20 5,870.55 3 4,115,106.07 4 2022 1 1 4,115,106.07</p> <p>5 8,885,701.75 6 2022 1 1 8,885,701.75</p> <p>7 6 1-7 2021 11 20 1,4613,654.52 8 9</p>			2022-052
	1,457.67			<p>12,117,930 12,417,930 12% 2020 7 25 2022 3 11</p> <p>2 1 3</p>			2022-07-01 2022-053



Cathay Tri- Tech., Inc						462.32	100.0 0%	4,000				2022 04 30	2022 2022- 015
						0.69	100.0 0%	300					
				--	--	463.01	--	4,300	--	--	--	--	--
				2022 4 29 2022 Cathay 4000									

2.

3

F2+X

4

7

1 2018 11 15

6.80%

50,000

12

2019 4 22

2019

6

2020

5 31

2020 4 29

2020

8

2020

2021 5 31

2021 4 22

2021

2021

8

2022

2022

3

2

2021 04 23	12,000	2021 07 26	582.71				2021/7/26- 2022/7/26		
2021 04 23	12,000	2021 08 10	614.17				2021/8/10- 2022/8/10		
2021 04 23	12,000	2021 08 27	1,029.19				2021/8/27- 2022/8/27		
2021 04 23	12,000	2021 08 06	90				2021/8/6- 2022/2/5		
2019 04 24	3,890	2019 11 25	492.78				2019/11/25- 2022/6/15		

2020
04 30 10,526

	2021 04 23	3,000	2021 08 06	3,000				2021/8/6- 2022/7/31		
	2021 04 23	2,000	2021 01 26	2,000				2022/1/26- 2022/7/26		
	2021 04 23	5,000	2022 02 18	5,000				2022/2/23- 2023/2/22		
	2021 04 23	5,000	2021 06 18	5,000				2021/6/18- 2022/6/23		

D+E+F	50,154.84

3

4

/	2020	11	2
		98,239,497	26.24%
10		11	
		10	

1

2022 06 30

	2022 6 30	2022 1 1
	607,032,899.56	765,054,941.97
	11,522,310.67	33,088,345.91
	1,814,738,460.32	1,797,051,902.80
	67,411,451.22	74,943,613.04
	332,393,340.74	346,338,131.13
	1,144,944,558.89	1,483,492,179.28

	486,089,896.19	463,006,990.76
	48,632,142.47	5,555,528.49
	1,438,974,768.85	1,783,671,094.70
	291,292,256.00	310,960,751.66



590,796.97

446,653.48

2.		
3.		
4.		
5.		

	2,100,000.00	
	38,971,997.24	279,817.00
		6,465,115.85
		5,640,000.00
	41,071,997.24	12,384,932.85
	67,301,128.62	107,212,909.81
		12,900,000.00
	67,301,128.62	120,112,909.81
	-26,229,131.38	-107,727,976.96
	1,369,079,916.49	1,740,950,140.89
		295,301,483.09
	1,369,079,916.49	2,036,251,623.98
	1,309,365,846.56	1,435,217,016.56
	37,110,586.95	35,081,750.97
	154,797,256.15	215,418,961.12
	1,501,273,689.66	1,685,717,728.65
	-132,193,773.17	350,533,895.33

		110,817.00
		110,817.00

	374, 400, 000. 00				2,05 7,73 4,08 5.05		- 14,4 84,3 55.5 0		61,1 14,5 11.3 8		145, 555, 457. 70		2,62 4,31 9,69 8.63	21,1 86,9 33.2 5	2,64 5,50 6,63 1.88
							13,3 65,4 36.4 2				- 320, 599, 457. 41		- 307, 234, 020. 99	- 1,65 1,56 3.77	- 308, 885, 584. 76
							13,3 65,4 36.4 2				- 320, 699, 457. 41		- 307, 334, 020. 99	- 1,65 1,56 3.77	- 308, 985, 584. 76
1															
2															
3															

							- 352, 011. 99				10,3 19,9 19.3 2		9,96 7,90 7.33	- 8,31 4,88 0.81	1,65 3,02 6.52
							- 352, 011. 99				10,3 19,9 19.3 2		9,96 7,90 7.33	- 7,35 3,36 8.83	2,61 4,53 8.50
													- 961, 511. 98	- 961, 511. 98	
1															
2															
3															
4															
1															
2															
3															
4															
1															
2															
3															
4															

6															
1															
2															
	374, 400, 000. 00				2,12 27.86										

	374,4 00,00 0.00				2,296, 264,8 22.70				61,11 4,511. 38	181,0 42,82 1.23		2,912, 822,1 55.31
	374,4 00,00 0.00				2,296, 264,8 22.70				61,11 4,511. 38	181,0 42,82 1.23		2,912, 822,1 55.31
										9,208, 630.6 5		9,208, 630.6 5
										9,208, 630.6 5		9,208, 630.6 5
1												
2												
3												
4												
1	/											

3

5

1

2

6

1

7

1

2

3

4

5

8

8

8

9

1

2

10

1

2

1

4

1

2

5

6

7

12

12

11

6.

12

13

14

15

1

2

3

4

16

()

11

17

1

()

2

3

18

1

2

19

20

21

22

1

2

A

/

B

22

A

B

22

3

6

24

1

2

		5-30	0.00	3.33-20.00
		10	0.00	10.00
		8	0.00	12.50
		5	0.00	20.00

3

25

1

2

26

1

2

3

3

4

27

28

29

2

37

1

2

38

39

(1)

(2)

1

2

3

4

1

2

3

40

1

2

42

1

2

1

2

3

4

5

44

1


2

45

1

		6% 9% 13%
		7% 5%
		3%
		2%
	30%	1.2% 12%

	15.00%
	15.00%
	15.00%
	15.00%
	15.00%
	15.00%
	15.00%
	15.00%
	15.00%
	15.00%
	15.00%
	16.50%
	16.50%



2020 1 1 2022 12 31

15%

5

2020 12 1

GR202042003307

2020 1 1 2022 12 31

15%

6

2020 12 11

GR202044205541

2020 1 1 2022 12

31

15%

7

2021 10 28

GR202141000627

2021 1 1 2023 12 31

15%

11 SunseaTechnologyB.V. 2022 1-6 15%

12

16.50%

3

1

	74,019.15	143,567.55
	359,680,045.53	668,895,684.04
	247,278,834.88	96,015,690.38
	607,032,899.56	765,054,941.97
	3,522,477.48	20,487,279.24
	256,029,885.79	95,994,641.18

	11,522,310.67	33,088,345.91
--	---------------	---------------

	11,522,310.67	100.00%			11,522,310.67	33,088,345.91	100.00%	75,000.00	0.23%	33,088,345.91
	8,857,051.55	76.87%			8,857,051.55		16.97%			5,628,746.82
	2,665,258.12									

5

6

5

1

	34,722,8 31.05	0.02%	34,722,8 31.05	100.00%		34,722,8 31.05	1.66%	34,722,8 31.05	100.00%	
	2,109,44 9,790.71	0.98%	294,711, 330.39	0.14%	1,814,73 8,460.32	2,058,30 7,110.23	98.34%	261,255, 207.43	12.69%	1,797,05 1,902.80
	2,109,44 9,790.71	0.98%	294,711, 330.39	0.14%	1,814,73 8,460.32	2,058,30 7,110.23	98.34%	261,255, 207.43	12.69%	1,797,05 1,902.80
	2,144,17 2,621.76	100.00%	329,434, 161.44	0.15%	1,814,73 8,460.32	2,093,02 9,941.28	100.00%	295,978, 038.48	14.14%	1,797,05 1,902.80

34,722,831.05

7	12	247,386,350.90	12,369,317.54	5.00
1	2			

	56,884,635.96	2.65%	10,614,520.52
	47,313,206.40A		

1

1

2

3

2

1

2

1

3

3

1

	211,020,421.19	241,525,814.15
	176,697,168.06	122,495,756.29
	15,455,297.32	31,265,243.48
	8,608,521.35	14,335,033.68
	4,629,988.73	12,573,526.47
	416,411,396.65	422,195,374.07

2

	12	()	()	
2022 1 1				

1	1	122,072,029.29
	6	70,294,825.83
7	12	51,777,203.46
1	2	103,738,446.24
2	3	133,316,028.60
3		57,284,892.52
3	4	37,610,297.91
4	5	5,206,281.19
5		14,468,313.42
		416,411,396.65

3

	75,857,242.94	8,160,812.97			84,018,055.91
	75,857,242.94	8,160,812.97			84,018,055.91

4

5

		64,959,003.68	2-3	15.60%	16,239,750.92
		54,174,464.62	0-6 7-12	13.01%	810,513.51
		48,379,791.00	7-12 1-2	11.62%	48,379,791.00
		22,650,437.88	7-12 1-2	5.44%	2,262,488.44
		18,189,712.74	7-12 3-4	4.37%	957,485.64
		208,353,409.92		50.04%	68,650,029.51

6**7****8****9****1**

	546,865,175.68	59,453,501.57	487,411,674.11	609,438,044.37	53,663,017.86	555,775,026.51

3

4

10

	1,141,612,923. 95	80,152,819.90	1,061,460,104. 05	1,375,778,097. 50	44,104,066.37	1,331,674,031. 13
	1,141,612,923. 95	80,152,819.90	1,061,460,104. 05	1,375,778,097. 50	44,104,066.37	1,331,674,031. 13

			/	
	36,048,753.55			
	36,048,753.55			

11

3 IDC	225,799,519.92		225,799,519.92			
	225,799,519.92		225,799,519.92			

2021 5 31

2021 5 31

3 IDC

3 IDC

IDC3

[2020]1013-10

2020 10

31

22,600.00

25,538.00

2022

12

13

	76,158,600.19	133,598,866.86
	5,312,569.46	3,950,317.34
	81,471,169.65	137,549,184.20

14

15

16

1

2

3

17

	2,690,460.48			-56,816.53						2,633,643.95	
	4,059,791.36			-351,968.13						3,707,823.23	

	300,000 .00									300,000 .00	300,000 .00
	7,050,2 51.84			- 408,784 .66						6,641,4 67.18	300,000 .00
	7,050,2 51.84			- 408,784 .66						6,641,4 67.18	300,000 .00

18

		2,000,000.00
	167,037,400.00	167,037,400.00
	913,877.89	913,877.89
	43,058,100.00	43,058,100.00
	2,000,001.00	2,000,001.00
	213,009,378.89	215,009,378.89

				100,000.00		
AylaNetworks,Inc		7,658,954.00				
CathayTri-Tech.,Inc				- 522,373.1 8		

		9,793,575.00				
		17,452,529.00	522,373.18	100,000.00		

19

20

1

2

3

21



(4)		9,503,995.46			9,503,995.46

3

4

23

1

2

24

25

1.	105,649,538.34	105,649,538.34
2.	937,458.44	937,458.44
1	937,458.44	937,458.44
3.	9,954,909.35	9,954,909.35
1	9,954,909.35	9,954,909.35
4.	96,632,087.43	96,632,087.43
1.	21,573,172.77	21,573,172.77
2.	12,803,534.22	12,803,534.22
1	12,803,534.22	12,803,534.22
3.	4,310,225.53	4,310,225.53
1	4,310,225.53	4,310,225.53
4.	30,066,481.46	30,066,481.46
1.		
2.		
1		
3.		
1		
4.		

1.	66,565,605.97	66,565,605.97
2.	84,247,914.89	84,247,914.89

26

1

1.		34,573,262. 24	48,532,952. 78	107,625,93 4.96	87,205,667. 85	140,993,62 5.39		418,931,44 3.22
2.						76,342,116. 99	189,115,63 2.46	265,457,74 9.45
1								

1.		34,136.99						34,136.99

	99,939,232. 58	26,198,271. 90			76,005,234. 39			50,132,270. 09
	99,939,232. 58	26,198,271. 90			76,005,234. 39			50,132,270. 09

2021

2022

76,005,234.39

2022

50,132,270.09

28**1**

	40,820,000.00				40,820,000.00
	20,947,828.86				20,947,828.86
	16,616,716.74				16,616,716.74
	9,552,542.37				9,552,542.37
	7,028,439.33				7,028,439.33
	6,812,083.35				6,812,083.35
	3,026,274.91				3,026,274.91
	2,506,874.32				2,506,874.32
	1,846,140.17				1,846,140.17

()	342,319,564.61					342,319,564.61
	10,554,557.87					10,554,557.87
	599,151,613.22					599,151,613.22

2

	40,820,000.00					40,820,000.00
	0.00					0.00

	23,834,491.88		6,634,665.09		17,199,826.79

5

31

	135,593.37		135,593.37	171,952.61		171,952.61
	26,127,456.30		26,127,456.30	31,130,116.35		31,130,116.35
	5,654,019.29		5,654,019.29	10,667,032.20		10,667,032.20
				615,000.00		615,000.00
	31,917,068.96		31,917,068.96	42,584,101.16		42,584,101.16

32

1

	67,810,000.00	12,882,165.61
	198,018,768.79	634,032,922.64
	448,178,815.10	473,329,796.07
+	25,420,000.00	20,000,000.00
()	853,346,310.93	478,621,308.70
	1,592,773,894.82	1,618,866,193.02

2

33

34

35

	49,024,711.27	23,349,861.37
	72,346,419.74	68,088,566.77
	121,371,131.01	91,438,428.14

1	52,272,293.94	280,548,121.79	289,425,507.73	43,394,908.00
2		5,136,710.13	5,136,710.13	0.00
3	864,976.68	14,960,057.14	14,625,693.35	1,199,340.47
	774,338.71	13,458,019.91	13,123,548.37	1,108,810.25
	18,477.89	604,444.08	604,596.41	18,325.56
	72,160.08	897,593.15	897,548.57	72,204.66
4	746,733.35	12,861,818.85	12,913,129.20	695,423.00
5	9,599.93	142,955.52	147,753.64	4,801.81
	53,893,603.90	313,649,663.43	322,248,794.05	

1

2

3

1

	34,941,125.00	49,375,425.00
	38,327,823.48	71,779,550.62
	4,049,091.25	7,349,284.36
	22,638,880.23	20,836,457.14
	436,391,375.84	433,714,582.46
	7,808,027.46	10,912,258.75
	544,156,323.26	593,967,558.33

2

1

	261,955,841.92	
	261,955,841.92	

42

43

		13,707,824.45
	12,938,210.33	38,921,255.08
	28,035,550.65	27,438,338.76
	40,973,760.98	80,067,418.29
		13,707,824.45

44

	153,492.54	1,729,974.40
/		27,875,345.88

45

1

	129,780,000.00	129,780,000.00
	129,780,000.00	129,780,000.00

4,560,306.21

2022 3 17 2024 3 15 14,924,021.88 2022 5 20 2024 5 17 2022 6 30

48

	12,534,224.53	19,833,691.32
	12,534,224.53	19,833,691.32

1

	25,472,434.86	58,754,946.40
	12,938,210.33	38,921,255.08
	12,534,224.53	19,833,691.32

2

49

1

2

50

	600,000.00	600,000.00	
	600,000.00	600,000.00	

51

	3,000,000.00		750,000.00	2,250,000.00	
	4,500,000.00			4,500,000.00	
	7,500,000.00		750,000.00	6,750,000.00	

								/
	3,000,000.00					750,000.00	2,250,000.00	

	4,500,000.0 0						4,500,000.0 0	
	7,500,000.0 0					750,000.00	6,750,000.0 0	

2020 11 18

2020 11 18

450

52

53

		+ -					
	374,400,000. 00						374,400,000. 00

54

1

2

55

	2,057,734,085.05			2,057,734,085.05
	2,057,734,085.05			2,057,734,085.05

56

57

	16,930,155.							

61

	1,597,580,757.19	1,451,235,462.29	2,049,410,223.54	1,676,398,173.28
	12,373,587.10	10,571,197.41	12,034,774.58	11,867,397.14
	1,609,954,344.29	1,461,806,659.70	2,061,444,998.12	1,688,265,570.42

976,131,350.52

2022

2,666,434,268.56

62

	843,078.17	3,134,417.72
	616,941.08	2,153,525.26
	140,930.63	
	1,334.14	
	5,407.45	37,294.10
	553,564.65	1,092,840.16
	16,725.29	150,783.93
	2,177,981.41	6,568,861.17

63

	46,511,957.36	52,555,554.19
	2,547,793.31	4,015,318.54
	1,675,420.43	2,586,617.10
	1,305,544.63	1,810,311.53
	581,449.42	1,112,839.34
	516,079.34	357,854.59
	252,517.17	118,896.07
	3,598,667.92	5,037,478.81
	935,684.65	494,997.64
	1,294,337.59	1,685,643.62
	1,349,327.61	2,405,987.68
	2,871,182.10	3,303,106.10
	63,439,961.53	75,484,605.21

64

	45,888,576.23	38,968,168.04
	26,798,082.67	17,306,889.71
	1,347,975.40	18,592,036.61
	4,847,306.68	4,301,700.11
	1,358,720.50	2,453,339.63
	2,959,587.41	3,346,795.60
	1,154,150.36	1,291,216.98
	6,809,719.19	2,868,905.72
	3,335,622.90	4,507,871.65
	3,831,629.86	943,404.61
	3,921,682.44	4,293,066.87
	2,820,442.97	3,814,869.14
	105,073,496.61	102,688,264.67

65

	75,849,634.80	71,394,190.93
	25,826,424.92	3,663,423.09
	13,998,654.56	6,411,885.13
	3,336,753.55	3,026,834.94
	31,189,593.88	27,509,955.37
	224,154.81	2,690,508.78
	6,096,885.22	3,383,876.15
	8,735,204.10	
		107,899.14
	4,689,624.59	5,035,433.37
	169,946,930.43	123,224,006.90

66

	55,721,957.56	47,574,593.79
	3,445,549.38	2,434,548.43
	5,562,255.81	2,409,423.08
	1,679,535.38	4,609,058.36
	66,409,298.13	54,027,623.66

67

	16,579,091.16	26,570,194.36
	78,010.25	162,217.70

	16,657,101.41	26,732,412.06
--	---------------	---------------

68

	-149,413.89	48,284.62
		2,512,944.13
	-13,113.92	51,989.89
	-162,527.81	2,613,218.64

69**70****71**

	-8,160,812.97	-13,172,101.22
	-33,456,122.96	-11,955,518.57
	-41,616,935.93	-25,127,619.79

72

	-10,473,981.30	-1,194,460.50
	-36,048,753.55	-4,109,929.06

75

	506,942.32	8,330.64	506,942.32
	1,198,876.53	207.08	1,198,876.53
	5,645.93	924,174.64	5,645.93
	46,038.68	30,015.62	46,038.68
		305,769.79	
	77,572.90	8,464.15	77,572.90
	79,876.47	7,508.05	79,876.47

	3,445,549.38	2,105,022.51
	16,292,560.59	26,286,940.33
	95,342,396.25	231,094,141.42
	13,881,981.32	
	2,982,907.48	
	131,945,395.02	259,486,104.26

2

	86,408,911.51	193,628,391.13
	92,057,494.09	171,660,904.74
	8,753,440.12	
	187,219,845.72	365,289,295.87

3

		5,640,000.00
		5,640,000.00

4

		12,900,000.00
		12,900,000.00

5

		295,301,483.09
		295,301,483.09

6

	139,924,937.80	12,947,383.08
	14,872,318.35	2,471,578.04
		200,000,000.00
	154,797,256.15	215,418,961.12

79

1

1		
	-322,351,021.20	3,091,292.12
	88,139,670.78	30,432,009.35
	38,860,167.18	2,167,300.01
	12,803,534.22	21,401,623.45
	33,174,021.13	37,421,689.51
	11,043,479.48	2,791,286.18
	339,790.22	89,602.91
		8,330.63
	64,729,762.75	53,289,171.30
	-162,527.816	

	-318,057,287.02	61,267,801.34

2

3

4

	351,003,013.77	669,060,300.79
	74,019.15	143,567.55
	365,680,539.31	668,895,684.04
	2,389.21	21,049.20
	351,003,013.77	669,060,300.79
	356,106,535.79	95,994,641.18

80

81

	256,029,885.79	
	66,565,605.98	
	1,405,397.96	
	324,000,889.73	

82

1

	2,414,339.02	6.71140	16,203,594.90
	39,497.44	7.00840	276,813.86
	256,034.45	0.85519	218,958.10
	165,498.85	8.13650	

	1,048,976.00	0.85519	897,073.79
	14,865,498.59	6.71140	99,768,307.24
	73,839.76	7.00840	517,498.57
	7,720,000.00	6.71140	51,812,008.00
	87,410,700.98	6.71140	586,648,178.56
	10,000.00	0.85519	8,551.90
	30,100,577.62	6.71140	202,017,016.64

2

SIMCom International SAS

83

84

1

			75,000.00
	19,682,630.14		19,682,630.14
	19,682,630.14		20,432,630.14

2

85

1

1

2

3

4

5

6

2

1

2

3

3

4

5

1

: 2022 1 13

1000

SIMCom International SAS 2022 5 2

25,000.00

2

Sunsea Technology B.V 2022 3

6

1

1

--	--	--	--	--	--	--	--

					100.00%	
					75.00%	
					51.00%	
					100.00%	
					100.00%	
()				99.00%	1.00%	

4

5

2

1

2

3

5%

5%

2

2022 6

30

3

1

2

3

2022 6 30

1	43,058,100.00	
2	167,037,400.00	Black-Scholes
3	913,877.89	
4	2,000,001.00	
	213,009,378.89	

5

6

7

8

5

1

/



	39,630,000.00	2020 10 22	2023 10 22	
	10,000,000.00	2021 12 03	2022 12 15	
	48,700,000.00	2021 02 05	2036 02 05	
	48,700,000.00	2021 06 30	2036 02 05	
	9,140,000.00	2021 11 25	2036 02 05	
	23,210,000.00	2021 12 17	2036 02 05	
	3,029,168.86	2022 01 12	2022 07 12	
	2,209,437.97	2022 01 21	2022 07 21	
	1,229,400.00	2022 01 28	2022 07 28	
	1,464,601.66	2022 03 10	2022 09 10	
	1,359,972.70	2022 04 06	2022 10 06	
	3,011,138.04	2022 06 29	2022 12 29	
	9,047,900.00	2021 09 30	2022 09 30	
	3,341,600.00	2021 10 29	2022 10 29	
	917,106.92	2021 11 02	2022 11 02	
	10,000,000.00	2022 06 30	2023 06 30	
	70,000,000.00	2022 02 16	2023 02 15	
	30,000,000.00	2021 08 06	2022 07 31	
	20,000,000.00	2022 01 26	2022 07 26	
	50,000,000.00	2022 02 23	2023 02 22	
	20,000,000.00	2022 06 27	2023 06 26	

	30,000,000.00	2021 10 26	2022 10 25	
	139,880,000.00	2022 02 10	2022 12 17	
()	8,140,000.00	2022 06 10	2023 06 07	
	47,810,000.00	2022 06 13	2023 06 12	

()				
()	7,280,000.00	2022 06 13	2023 04 26	
()	36,120,000.00	2022 06 13	2023 06 12	
()	299,820,000.00	2022 06 13	2023 06 12	
	569,050,000.00			

5

	43,086,100.00	2021 03 25	2022 03 09	
	9,792,300.00	2021 03 25	2022 03 14	
	9,139,480.00	2021 03 25	2022 03 22	
	166,780,000.00	2022 05 13	2022 05 27	
	50,000,000.00	2022 05 13	2023 05 31	
	140,472,150.00	2021 03 25	2023 05 31	
()	100,000,000.00	2022 05 18	2022 05 23	
()	180,000,000.00	2019 04 19	2023 05 31	
()	7,500,000.00	2019 06 25	2023 05 31	
()	3,000,000.00	2019 07 12	2023 05 31	
()	7,700,000.00	2019 07 29	2023 05 31	
()	10,000,000.00	2019 07 30	2023 05 31	
()	3,000,000.00	2019 09 18	2023 05 31	
	8,140,000.00	2022 06 10	2023 06 07	
	47,810,000.00	2022 06 13	2023 06 12	
	7,280,000.00	2022 06 13	2023 04 26	
	36,120,000.00	2022 06 13	2023 06 12	
	299,820,000.00	2022 06 13	2023 06 12	

5

2021 12 2

1

2021	10	20						1.
			835.04	2.	52.00	3.	7.50	4.
		2022	6	9	1.	10	835.04	
			2.		10		1.34	3.
		9						
2022	4	1						1.
					1,211.79	245.88		2.
					1			3.

, 2022 4 18

500

2022 6 13

1.

500.00

2.

12

2022 7 15

1

609.30 2

609.30

LPR 150%

75.16 3

684.46

13

2018 10 13

3

202

	576,886,192.63	100.00%	90,796,296.44	15.74%	486,089,896.19	552,612,345.00	100.00%	89,605,354.24	16.21%	463,006,990.76
	42,404,386.86	7.35%			42,404,386.86	15,952,665.94	2.89%		0.00%	15,952,665.94
	534,481,805.77	92.65%	90,796,296.44	16.99%	443,685,509.33	536,659,679.06	97.11%	89,605,354.24	16.70%	447,054,324.82
	576,886,192.63	100.00%	90,796,296.44	15.74%	486,089,896.19	552,612,345.00	100.00%	89,605,354.24	16.21%	463,006,990.76

58,123,133.97

6			284,381,550.84			
7 12			21,784,377.95		1,089,218.90	5.00%
1 2			118,875,369.55		11,887,536.96	10.00%
2 3			20,656,194.95		5,164,048.74	25.00%
3 4			17,008,463.69		7,653,808.66	45.00%
4 5			19,354,758.87		12,580,593.27	65.00%
5			52,421,089.92		52,421,089.92	100.00%
			534,481,805.77		90,796,296.44	

1 1	348,570,315.65
6	326,785,937.70
7 12	21,784,377.95
1 2	118,875,369.55
2 3	20,656,194.95
3	88,784,312.48
3 4	17,008,463.69
4 5	19,354,758.87
5	52,421,089.92
	576,886,192.63

2

	89,605,354.24	1,190,942.20				90,796,296.44
	89,605,354.24	1,190,942.20				90,796,296.44

3

4

	47,313,206.45	8.20%	
	32,549,938.12	5.64%	32,549,938.12
	21,625,529.65	3.75%	150,289.25
	21,208,628.97	3.68%	1,723,112.70
	18,815,602.97	3.26%	1,881,560.30
	141,512,906.16	24.53%	

5

6

2

	1,438,974,768.85	1,783,671,094.70
	1,438,974,768.85	1,783,671,094.70

1

1

2

3

2

1

2 1

3

3

1

	1,371,214,980.31	1,767,228,989.17
	72,620,609.67	10,848,563.05
		911,041.02
	749,082.74	14,335,033.68
	7,221,856.98	4,891,771.61
	1,451,806,529.70	1,798,215,398.53

2

--	--	--

3	6,346,847.68
3 4	

	3,707,823.23		3,707,823.23	4,059,791.36		4,059,791.36
	1,841,014,514. 16		1,841,014,514. 16	1,824,766,482. 29		1,824,766,482. 29

1

				.13							
--	--	--	--	-----	--	--	--	--	--	--	--

3

2022 6 30

()

0

4

	472,696,777.97	442,506,606.12	591,167,445.34	489,010,528.95
	3,716,584.95	3,719,882.48		

	-13,113.92	
	3,684,616.86	
	3,831,941.92	
	36,949.74	
	16,292,560.59	--

1

2

		/	/
	-13.02%	-0.8566	-0.8566
	-13.68%	-0.9001	-0.9001

3

1

2

3

4