


2019

2020 04

)

(

.....	7
.....	11
.....	19
.....	34
.....	48
.....	54
.....	54
.....	54
.....	55
.....	56
.....	64
.....	70
.....	71



AIoT		AIoT AI + IoT
		SaaS PaaS IaaS
SaaS		Software-as-a-Service
PaaS		Platform-as-a-Service SaaS

			002313

	AIOT
	2016 7

	()
	61

	2019	2018		2017
	4,639,815,897.77	4,420,088,766.24	4.97%	2,989,786,058.05

1

2

	1,413,017,626.65	954,994,494.55	1,055,592,275.12	1,216,211,501.45
	7,201,637.76	35,992,340.47	37,280,269.14	-2,338,436.30



AI

AI

AIoT

2 AI

2017
25

6

2018-2022


33.38% 2022

2003

“ ” “3111 ”

2020

8000



34

7.9

16.44

2016

“ + +AI”

SaaS

AI



4

ETC

“ ”

	2019
--	------

2

SaaS

2019

1

9.09%	463,981.59	4.97%	7910.29
	7813.58	8.98%	

/

5G

2018	17.65%	20%
------	--------	-----

3

4

3

“ ” “ 151 ” “ ”

4

“ ” IT

1

“ ” “ ”

2

1

	2019		2018		
	4,639,815,897.77	100%	4,420,088,766.24	100%	4.97%
AI	4,639,815,897.77	100.00%	4,420,088,766.24	100.00%	4.97%
AI	1,220,953,036.92	26.31%	778,747,453.48	17.62%	56.78%
	1,445,215,621.23	31.15%	1,313,586,096.34	29.72%	10.02%
	578,932,922.34	12.48%	906,136,009.29	20.50%	-36.11%

1,379,333,070.89	29.73%	1,407,419,746.28
------------------	--------	------------------

4

5

		2019	2018	
--	--	------	------	--

	1,830,954,877.97
	39.47%
	0.00%

5

1		480,049,159.29	10.35%
2		430,819,900.00	9.29%
3		359,693,913.43	7.75%
4		302,529,904.02	6.52%
5		257,862,001.23	5.56%
	--	1,830,954,877.97	39.47%


	1,229,904,872.33
	31.23%
	0.00%

5

1		699,307,971.25	17.76%
2		157,836,840.00	4.01%
3		153,952,516.18	3.91%
4		111,907,817.00	2.84%
5		106,899,727.90	2.71%
	--	1,229,904,872.33	31.23%

3

	2019	2018
--	------	------



2018

134,253,895.37

73,479,168.58

82.71%

AI

,


	216,246,121.59	923,094,005.70	-76.57%
	153,966,560.14	-700,028,943.59	-121.99%
	2,890,063,884.29	2,878,229,969.77	0.41%
	2,600,196,982.84	1,791,768,723.38	45.12%
	289,866,901.45	1,086,461,246.39	-73.32%
	-49,601,343.52	-434,922,184.85	-88.60%

13%

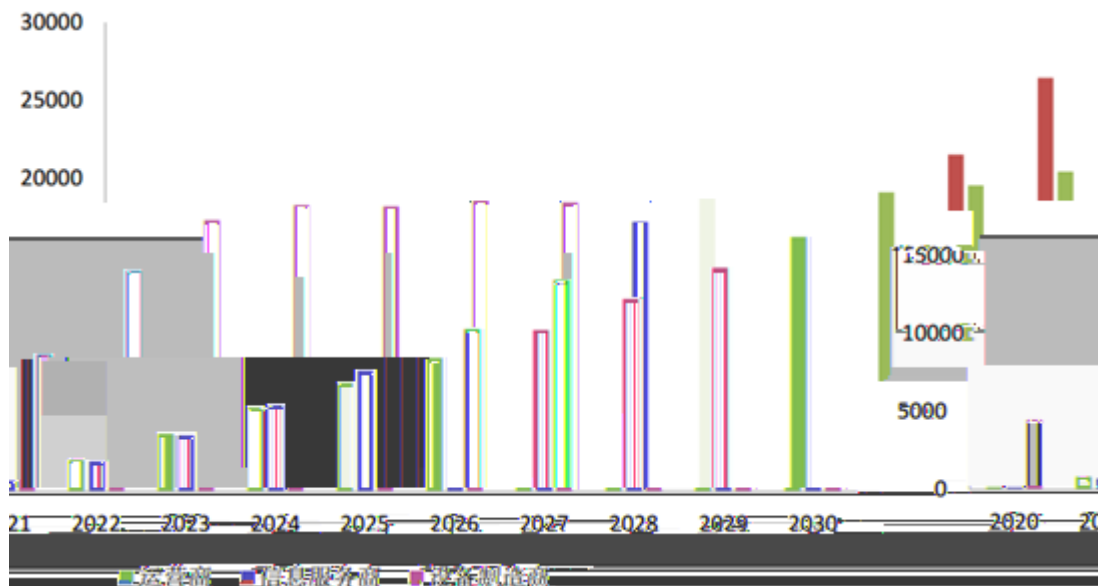
80%

Cathay

	1,759,535,958. 36	24.93%	1,613,182,836. 74	23.43%	1.50%	
	2,530,780,112. 86	35.86%	2,658,166,571. 52	38.60%	-2.74%	
			46,586,429.32	0.68%	-0.68%	2019 100%
	3,921,418.23	0.06%	4,979,574.58	0.07%	-0.01%	
	306,094,455.4 7	4.34%	307,162,089.40	4.46%	-0.12%	
	23,164,458.99	0.33%	540,001.63	0.01%	0.32%	2019



2020-2030 5G



5G “ ”

2015 6

uRLLC

5G

eMBB

mMTC

27.48%

17%

2009 1,700

2016 9,300

2016-2020

2020

1.5

AIoT

5G

1,000

“ ”

Sunsea AIoT

2017 9

12

2017

10

AI

1

2

3

4

5

1

2019 03 05			
2019 03 19			
2019 11 06			

3

1.2017	2018	4	2	10	0.35
2.2018	2019	4	22	10	0.25
3.2019					

2019	0.00	78,135,811.07	0.00%	0.00	0.00%		
------	------	---------------	-------	------	-------	--	--

2019	”
------	---

1

				2016 07 01		
				2008 09 30		

--	--

2

“ ”

2399AfF3m 90 1 164.3 241.61F /F6A1 TT

2019 1
 2019 12
 2019 9 4

2019 3

2019 5
 80%

2019 8
 2019 12
 100%

2019 4 24

100%
 100%
 36,000
 2019 11 12
 2019-087

	()
	230
	2
	2 1

()			()		()
-----	--	--	-----	--	-----

								200					
						1,210.65	100.00%	5%				2017 10 13	
													2017-0 47
						184.13	100.00%		300				

5

1		2016 9 1	2021 12 31			
		998.40				
2	2018 9 17				10,000	
		6.80%			12	
	2018 11 15				50,000	
		6.80%			12	
	2019 4 22				6	
			2020 5 31			
			2,423			
3	2019 8 2					
		16,000		2019 8 2	2020 2 2	
	2019 8 23				10,000	
	2019 8 2	2020 2 2				
		26,000				
4	2018 12 18			“ ”		
				5,000	15	6%
	12.33					
	2019 2 28			“ ”		
				5,000	3	6%
	73.15					
	2019 5 28			“ ”		
				5,000		

	2019 04 24	80,000	2019 01 24	8,000				
	2019 04 24	80,000	2019 05 23	5,000				
	2019 04 24	80,000	2019 06 06	3,449.76				

A1+B1+C1		A2+B2+C2	
A3+B3+C3	250,000	A4+B4+C4	38,942.41
A4+B4+C4		18.54%	
D		0	
E 70%		0	
50% F		0	
D+E+F		0	

2

2

3 2018 10

4 2018 12

5 2019 2 1 2019-008
“2019 2020 ”

6 2019 2

1

www.sunseagroup.com

“ ”

1

	669,								



		6.80%	21,214,490			21,214,497		


		2016 06 29	91440400MA4UR6AM9C	()
	2019 TCM	13.67%		TELIT

3

	2002 12	2015 5	
10			



4 10%



5

--	--	--	--	--	--	--	--	--	--	--	--

			2019 08 22	
			2019 08 06	
			2019 08 22	
			2019 08 22	
JUN ZOU			2019 01 31	
			2019 06 26	
			2019 08 22	
			2020 01 23	

1963

2005 2016 7

2007 8 2014 3
2016 8 29

CEO 2014 3

1972 11

2010 1 2014 6
2014 6 2018 5
2018 9 13

2018 7

1987

2016 6

()

2016 8 29

1990

2014 1

2018 4 20

1974

2007

4 2016 2

2016 2 2018 1 0 0 1 250.37 696.58 Tm[<1D383821D24AF11D394C80079C

--	--	--	--	--	--

)

(

			2016 12 31		

1

	54
	2,635
	2,689
	2,689
	0

1

2

3

7

3

4

1

3

5

6

7


1

2017

IT

1

	15	5	10	0	0		4
	15	1	14	0	0		1



	2020 04 29

		3	4	5
12 31	2019	1	2	3
1,759,535,958.36				4
138,287,750.67				5
12 31	2019	1	2	3
588,597,055.35				4
73,026,920.56				5

--	--

5

6

1

2019 12 31

	2019 12 31	2018 12 31
	505,667,434.71	552,271,876.96
		8,076,581.57
	1,759,535,958.36	1,613,182,836.74

	11,523,292.42	1,288,258.11
	3,921,418.23	4,979,574.58
	193,404,475.53	
		46,586,429.32
	306,094,455.47	307,162,089.40
	23,164,458.99	540,001.63
	209,812,281.72	223,413,837.94
	70,715,540.43	

	47,831,637.45	49,198,422.14
	70,154,932.98	93,206,169.89
	800,021,504.69	592,725,899.68
		8,293,078.47
	124,918,445.13	141,427,124.31
		393,010.00
	4,596,845,100.50	

	936,045,250.03	1,241,024,824.61
	2,000,000.00	
	45,671,791.18	47,317,621.50

	10,373,685.34	1,818,432.31
	1,644,107,004.76	845,103,010.08
		8,255,059.43
	124,910,433.46	141,427,124.31
	3,062,504,029.77	2,375,919,050.44
	51,833,749.89	143,086,306.10

	4,976,633,922.31	4,381,363,706.40
--	------------------	------------------

3

	2019	2018
	4,639,815,897.77	4,420,088,766.24
	4,639,815,897.77	4,420,088,766.24
		7,974,581.05

“ ”		
“ ”		
“ ”	-47,530,569.52	
“ ”	-16,743,060.98	-61,624,768.42
“ ”	1,420,719.20	30,332,755.68
“ ”	79,102,863.47	87,014,601.30
	1,833,967.57	7,237,518.59

5.		
	123,316.28	147,019.67
1.		
2.		
3.		
5.		
6.		
7.		

	101,769,863.72	119,214,217.86
	40,388,500.98	40,791,936.92
	35,302,459.64	37,225,130.23
	92,634,784.61	64,271,643.65
	97,289,278.96	68,273,466.33
	6,154,970.85	5,934,632.52
	3,204,280.87	2,269,226.68
“ ”	9,216,380.21	482,051.00
	-777,793.36	-20,425.42
“ ”		
“ ”		
“ ”	7,077,165.40	
“ ”	-1,063,100.16	2,565,000.72
“ ”	529,687.95	-66,459.53
“ ”	7,873,974.05	-35,413,176.67



0.00

0.00

	7,440,338.24	222,738,425.02
	370,212,681.73	223,065,062.11
	214,246,121.59	56,103,519.68
	2,000,000.00	164,177,285.66
	0.00	0.00
	0.00	481,063,200.36
	0.00	221,750,000.00
	216,246,121.59	923,094,005.70
	153,966,560.14	-700,028,943.59

	897,951,814.98	1,181,018,174.29
	17,902,847.35	11,428,017.24
	935,218,927.06	453,775,901.83
	1,851,073,589.39	1,646,222,093.36
	452,921,580.89	806,620,170.46
	107,068,445.17	

	74,304,208.84	71,937,504.97
	991,153,741.95	157,412,981.03

6															

6

3													
4													

2018									



2012	4	6			10,000		2011	12	31
			100,000,000		10	10			100,000,000
			200,000,000			20,000			
20,000									
				[2012]	479		2012	6	15
20				(A)	4,000			1.00
				24,000					
2013	3	1		2013					
					527				171
			7.41						
24,527				24,527					
	2013	4	7				2013	5	2
2012									7,358.10
			24,527		10	3			7,358.10
			31,885.10						31,885.10
31,885.10									
	2013	5	15				2013	7	5
			2013	2	4	2013			
					61.75				
31,823.35					31,823.35				
	2013	9	5		2013				
						10%			
	2013	10	28				2013	2	4
2013									6.76
					31,816.59				31,816.59
	2013	12	27				2013	2	4
2013									616.59
					31,200				31,200
	2016	7	1		(“		”)		
									16.70
					6,142.50				19.6875%
7	21								2016
2017	8	22							
			1,560			33,555.60			5%
					7,702.50				24.6875%
9	5								2017
	2018	6	13						

198

17 1701

2020 4 29

2019 12 31

1		
2		
3		
4		
5		
6		
7		
8		
9		
10		
11		
12		

“ ”
15 ——

2

12

“ 15 ” “ 39 ”

1

2

1 1 12 31

3

12

4

5

3

7

- 1
- 2
- 3
- 4
- 5

“ ”

8

9

“

”

10

2019 1 1

2

3

4

11

12

100

1	
2	
1	
2	

aN333330d1A:td6YOrE:td6Spr50@rCe0w4q6nNCRswHHrV@0@rCe0w6NCRs#1u:td6SCHwhT576wHHrV

	(%)	(%)
1 1		
6		
7-12	5.00	5.00

13

14

16

17

18

19

20

21

22

1

2

1

2

” “ “ ”

3

3

25

26

1

2

3

3

2

32

33

34

1

2

1

3

4

35

36

37

38

39

BOT

15 —
14

40

(1)

41 /

42

1

	“ ” “ ”	“ ” “ ”
	“ ”	” “ ”
	120,351,106.25 “	392,081,663.14
	”	“ ”
	2,261,000,635.97	192,943,154.80

2

22 —

23 —

24 —

37 —

2017

2017

22 —

23 —

24 —

37 —

2019 6

2019 16

1

“

2

3 2019

4 2019

2018 11 29
GR201841000895
2018 15%
2018 2020 15%
2018 11 28
GR201844001127 2018
15%
2018 2020 15%
2014 12 10
“ [2014]256 ”
“ ”
2015 11 2015 “ ”
2014 5 12
2014 129
2011 7 27
[2011]58 2011 1 1 2020 12 31
15% 2014 5 22
2013 1 1 2020 12 31 15%
2015 5 19
2015 30
2011 7 27
[2011]58 2011 1 1 2020 12 31
15% 2017 2 16
2016 1 1 2020 12 31 15%
2018 11 02
GR201831000947
2018 15%
2018 2020 15%
2019 10 28
GR201931002008
2019
15% 2019 2021 15%
2019 12 9
GR201944202901
2019 15%
2019 2021 15%

3

1



4

1

		4,386,550.00
		3,690,031.57
		8,076,581.57

2

3

--	--

4

--	--	--

5

--	--

6

--	--

IE3#ySI@'



3 4	31,761,665.14	14,292,749.32	45.00
4 5	20,255,703.29	13,166,207.13	65.00
5	31,600,013.66	31,600,013.66	100.00
	1,889,408,833.10	129,872,874.74	

1 1		1,416,893,199.51
0-6		976,531,877.21
7-12		440,361,322.30
1 2		324,495,866.01
2 3		68,953,050.49
3		87,481,593.02
3 4		31,761,665.14
4 5		20,255,703.29
5		35,464,224.59
		1,897,823,709.03

2

	97,003,613.52	41,285,990.93		1,853.78	138,287,750.67
	97,003,613.52	41,285,990.93		1,853.78	138,287,750.67

--	--	--

3

	1,853.78

--

		923.00		
		930.78		
	--	1,853.78	--	



	31,382,993.54	
	31,382,993.54	

8

	0.00	0.00
	0.00	0.00

	0.00	0.00
--	------	------

2**1**

()				
-----	--	--	--	--

3



	--	300,000.00	--	--	--
--	----	------------	----	----	----

5

--	--	--	--	--

--	--	--	--	--	--	--

“ ”

--	--	--	--	--	--	--	--	--	--	--	--

“ ”

--	--	--	--	--	--	--	--

“ ” “ ” “ ”

--	--	--	--	--

2

3

4

--	--	--	--

5

“

9

	5,238,469,606.84
	1,119,791,818.53
	23,171,138.05
	4,895,358,665.20
	1,439,731,622.12

10

	1,72,981,867.40	12,232,576.43	460,749,290.97	348,930,706.42	7,045,853.37	341,884,853.05
	270,194,871.14	3,343,221.01	266,851,650.13	109,695,538.09	1,118,851.16	108,576,686.93
	111,297.26		111,297.26	60,540.58		60,540.58
	1,462,902,760.17	23,171,138.05	1,439,731,622.12	1,591,713,651.79	14,863,620.81	1,576,850,030.98
	357,829,511.77	26,253,706.90	331,575,804.87	616,505,023.19	51,164,808.80	565,340,214.39
	3,881,085.69		3,881,085.69	1,149,564.86		1,149,564.86
	30,823,879.31	2,944,517.49	27,879,361.82	73,767,019.65	9,462,338.92	64,304,680.73
	2,598,725,272.74	67,945,159.88	2,530,780,112.86	2,741,822,044.58	83,655,473.06	2,658,166,571.52

11

	851.16	2,264,990.59	30,930.29	9,690.45	3,343,221.01

	51,164,808.80	1,034,193.12		426,862.41	25,518,432.61	26,253,706.90
	9,462,338.92	563,488.39		318,295.24	6,763,014.58	2,944,517.49
	83,655,473.06	17,792,901.34		1,049,840.36	32,453,374.16	67,945,159.88

12

13



--	--	--	--	--

15

--	--	--	--	--	--	--	--	--

	12	()	()	
2019				

16

1

2019 -2021	EMC	878,957.08		878,957.08				
2018 -2023		794,533.58		794,533.58				
2018-2024		3,677,020.12		3,677,020.12				
		76,224.92		76,224.92				

	4,979,574 .58			-1,058,15 6.35						3,921,418 .23	
	4,979,574 .58			-1,058,15 6.35						3,921,418 .23	
	4,979,574 .58			-1,058,15 6.35							



57,262,555.56

--	--	--	--	--

1.	278,391,450.94	240,800,821.00	24,676,065.31	41,521,750.78	585,390,088.03
2.	57,772,710.58	165,282,768.38	2,230,309.46		

26

1

--	--	--	--	--	--	--	--

1							
2	6,289,425.13						6,289,425.13
4.		7,316,945.22	11,197,148.30	24,105,414.67	19,065,012.09	15,186,133.15	76,870,653.43
1.							
2.							
1							
3.							
1							
4.							

	28,168,514.1 4	75,310,887.2 4			32,763,860.9 5			70,715,540.4 3
	28,168,514.1 4	75,310,887.2 4			32,763,860.9 5			70,715,540.4 3

28

1

	40,820,000.00				40,820,000.00
	20,947,828.86				20,947,828.86
	16,616,716.74				16,616,716.74
	9,552,542.37				9,552,542.37
	7,028,439.33				7,028,439.33
	6,812,083.35				6,812,083.35
	3,026,274.91				3,026,274.91
	2,506,874.32				2,506,874.32
	1,846,140.17				1,846,140.17
	136,596,007.21				136,596,007.21
	524,583.48				524,583.48
	342,319,564.61				342,319,564.61
	588,597,055.35				588,597,055.35

2

	40,820,000.00				40,820,000.00

	909,982.63					909,982.63
	9,552,542.37					9,552,542.37
	7,028,439.33					7,028,439.33
	6,812,083.35					6,812,083.35
	3,026,274.91					3,026,274.91
	2,506,874.32					2,506,874.32
	1,846,140.17					1,846,140.17
	524,583.48					524,583.48
	73,026,920.56					73,026,920.56

		0.00%		14.20%
		0.00%		14.20%
		0.00%		14.70%
		0.00%		14.70%

2018 12 31

1

2019 4 27

2020 030422

2	2019 4 27	2020 030420
3	2019 4 27	2020 030419
4	2019 4 27	2020 030418

29

	6,061,966.10	4,573,536.72	2,339,973.17		8,295,529.65
	6,246,186.97	1,416,183.63	3,940,814.88		3,721,555.72





	5,000	2019 4 4	2020 4 4			
10.				CBI2019/W016L-1		5,000
	2019 9 23	2020 9 23				
11.				2019	0003	
4,000	2019 2 22	2020 2 18				
12.				2019	0002	
5,000	2019 3 8	2020 3 8				
13.				20180920 001		
	5000		2019 8 28	2020 2 21		
14.						"e
"		10,000				
	14,000			2019 4 25		
2019 12 31		10,772.80		365		
15.				2019	000533	
	5,000		2019 9 30	3,966.15		2019 9
30	2020 10 16					
16.				2019		004
	20,000		2019 8 15	9,108.32		2019
8 15	2020 12 30					
17.				EWCN/2019/CN0025		
5,000		2019 5 23		5,000	2019 5 23	2020
5 22						
18.				82212020280027		8,000
	2019 1 24	2020 1 23				
19.				1510201911178706		
1,000		2019 12 5	1,000		2019 12 5	2020 5
31						
20.					002	1,000
	2019 11 26	2020 5 26				
21.				121XY2019020104		7,000
		2019 9 6	5,000		2019 9 6	2020 9 27
22.					121XY2019020116	
	3,000	2019 9 17	2020 9 17			
23.				0487246		
			2019 5 30	500		2019 5 30 2020
5 29						
24.				ZH78151909002-1		-1JK
	10,000		2019 9 23			

27.

1,000

2019 12 3 2020 6 1

001

2



1	1,046,758,684.89	1,542,227,076.71
1	743,671,545.20	718,773,559.26
	1,790,430,230.09	2,261,000,635.97

2**1**

38

--	--	--

--	--	--

39**1**

	48,415,044.50	686,293,888.12	688,332,761.79	46,376,170.83
-	783,377.64	69,161,686.19	68,894,434.08	1,050,629.75

3

		3,781,214.60
		8,293,078.47

--	--	--

2

--	--	--

1

3

1

--	--	--

42

--	--	--

43

	124,918,445.13	141,427,124.31
	124,918,445.13	141,427,124.31

44

		393,010.00
		393,010.00

--	--	--	--	--	--	--	--	--	--	--	--


45

1

	4,500,000.00	
	51,833,749.89	143,086,306.10
	56,333,749.89	143,086,306.10

1

	28,637,682.98	



[Redacted]

[Redacted]

[Redacted]

[Redacted]

	312,000,000.00						312,000,000.00

54

1

2

55

	1,057,215,134.12		60.43	1,057,215,073.69
	1,057,215,134.12		60.43	1,057,215,073.69

56

--	--	--

		5				8		32
	177,074.04	152,993.99				112,963.42	40,030.57	290,037.46
		10,352.86				10,352.86		10,352.86

	19,045,726.16	17,965,186.29
--	---------------	---------------

63

	106,505,413.20	84,190,247.42
	55,518,473.74	46,846,554.27
	20,887,774.80	34,239,560.68
	27,220,349.21	21,911,697.81

		650,000.00
	2,044,602.51	490,035.30
	294,757.50	393,010.00
		300,000.00
		300,000.00
2018		265,000.00
	1,050,000.00	246,575.00
	240,996.18	229,131.80
		194,000.00
		100,000.00
2018		100,000.00
	7,500.00	29,000.00
		28,000.00

51,934.00

	250,000.00	
2018	200,000.00	
-	125,000.00	
“ ”	100,000.00	
	50,000.00	
2019	43,000.00	
	42,800.00	
	23,000.00	
-	15,600.00	
	14,619.60	
	8,000.00	
	25,939,314.06	16,782,719.78

68

	-1,058,156.35	-20,425.42
	37,396,391.25	
	-40.00	
		572,169.08

70

--	--	--

71

	-7,352,090.91	
	-10,352.86	
	-40,168,125.75	
	-47,530,569.52	

72

		-7,951,891.80
	-16,743,060.98	-18,495,240.42
		-35,177,636.20
	-16,743,060.98	-61,624,768.42

73

	640,000.00	3,025,620.00	
	1,193,967.57	4,211,898.59	
	1,833,967.57	7,237,518.59	

								/
						640,000.00	480,000.00	
2015							14,000.00	
							2,417,000.00	
2017							15,000.00	
2018							30,000.00	
2018							44,930.00	
2018							24,690.00	

	2.08	500,000.00	2.08
		712,747.11	
		6,930.40	
	171,734.34	22,916.58	171,734.34
	9,018,328.42	4,038,754.56	9,018,328.42
	9,190,064.84	5,281,348.65	9,190,064.84

76

1

	12,540,482.00	36,475,613.82
	-9,594,369.00	-17,304,594.44
	2,946,113.00	19,171,019.38

2

	71,746,766.20
/	

77

78

1

	159,174,760.97	355,043,478.45
	9,350,888.81	10,928,000.44
	26,579,314.06	19,415,329.78
	195,104,963.84	385,386,808.67

2

	302,783,437.34	395,646,010.31
	88,565,735.58	112,253,775.61
	391,349,172.92	507,899,785.92

3

	0.00	221,750,000.00
--	------	----------------

5

	1,053,200,000.00	700,000,000.00
		5,000,000.00
	368,684,227.62	11,626,525.21
	1,421,884,227.62	716,626,525.21

6

	903,787,168.96	113,808,260.27
	16,683,600.00	102,815,600.00
	404,801,637.70	59,196,473.07
	1,325,272,406.66	275,820,333.34

79

1

1	--	--
	68,800,653.20	69,799,751.86
	64,273,630.50	61,624,768.42
	39,351,108.06	46,355,663.03
	36,994,008.60	15,796,809.25
	6,354,337.58	4,728,096.60
	-1,420,719.20	-30,332,755.68

“ ”		
“ ”	171,734.34	22,916.58
“ ”	0.00	0.00
“ ”	141,052,684.73	93,049,394.69
“ ”	-36,338,194.90	-551,743.66
“ ”		

3

	360,000,000.00
	--
	360,000,000.00
	76,520.49
	--
	76,520.49
	--
	359,923,479.51

82

1



83

84

1

--	--	--	--

2

85

1

1

	2019 11 07	80,000,001.0 0	80.00%		2019 11 19		13,404,034.5 6	-4,581,167.66

2

--	--

3



--	--	--	--	--	--	--	--	--

2

--	--

3

3

4

--	--	--	--	--	--	--	--	--	--	--	--	--

	360,000,000.00	100.00%		2019 11 12		37,402,157.25	0.00%	0.00	0.00			

5

6

1

1

				100.00%		
				100.00%		
					100.00%	
					100.00%	

					100.00%	
					100.00%	
					100.00%	
					100.00%	
					100.00%	
					100.00%	
					100.00%	
					100.00%	

					100.00%	
				100.00%		
					100.00%	
					73.84%	
					100.00%	
					100.00%	
					70.00%	
(99.00%	1.00%)

					80.00%	
--	--	--	--	--	--------	--

2

--	--	--	--	--

		6 1-13 660				
--	--	---------------	--	--	--	--

20%

20%

2

	--	--
	--	--
	--	--

5

6

--	--	--	--

7

8

4

				/

5

6

2019 12 31

-	153,452.68	
	261,805,009.42	437,646,457.31

3

	1	1-3	3	-1	1-5	5	
	505,667,434.71						505,667,434.71
	1,759,535,958.36						1,759,535,958.36
	31,382,993.54						31,382,993.54
	442,372,506.38						442,372,506.38
	290,873,996.75						290,873,996.75
	3,029,832,889.74						3,029,832,889.74
	1,523,621,762.14						1,510,206,293.55
	114,243,464.64						127,658,933.23
	1,790,430,230.09						1,790,430,230.09
	125,623,123.38						125,623,123.38

--	--	--	--

5

1

/

		12,106,496.87	200	5%	9,972,045.34
		1,841,266.68		3,000,000.00	2,951,344.68

/

		564,600.00	0.00

2

/

/

/

/	/	/	/	/	/	/
---	---	---	---	---	---	---

/

/

/	/	/	/	/	/	/
---	---	---	---	---	---	---

/

3

--	--	--	--

--	--	--	--

4

	80,000,000.00	2019	01	24
		2020	01	23
	50,000,000.00	2019	05	23
		2020	05	22
	34,497,600.00	2019	06	06
		2021	11	15
	20,000,000.00	2019	06	26
		2020	12	17
	91,706,700.00	2019	08	15
		2020	12	25
	39,661,496.57	2019	09	30
		2020	10	16
	10,000,000.00	2019	12	05
		2020	05	31
	30,000,000.00	2019	09	17
		2020	09	16
	50,000,000.00	2019	09	23
		2020	09	27
	10,000,000.00	2019	11	26
		2020	05	31

7,500,000.00 2019 06 25 2020 05 31

--	--	--	--

7

	600,000.00	600,000.00
	459,380.00	424,200.00
	120,000.00	26,000.00
	120,000.00	120,000.00
	120,000.00	120,000.00
	122,637.00	132,000.00
	1,072,724.00	977,216.50
	360,000.00	181,545.10

6	2018	11	15						50,000		
				6.80%					12		
7	2019	4	22						6		
					2020	5	31	2019	8	3	
					6			1.6	2019	8	2
									2020	2	2
8	2019	8	23						6		
	1			2019	8	23	2020	2	22		
9	2019	12	23						6		
4.35%				2020	5	31					
									2,155.45		

6

1

		1,420,000.00	142,000.00	1,422,182.55

2

		751,991.80	0.00
		60,905.98	60,905.98
		561,200,000.00	400,000,000.00

7

8

1

2

3

4

5

1

2

1

1.

2016 9 27

4,935,512.50

140

3,535,512.50

2016 10 10

2016

0106

17092

2018 12 3

4,550,665.00

4,298,735.00

4,550,665.00

4,550,665.00

2

3

1

	2020 4 21		
	2500	70%	

2

3

4

1

2

--	--	--

2

3

1

2

4

5

--	--	--	--	--	--	--

6

1

3

4

7

8

1

1

5	10,131,385.77	10,131,385.77	100.00
	527,258,107.69	41,133,123.07	

1	1	430,295,470.08
	0-6	362,009,293.21
	7-12	68,286,176.87
1	2	82,849,711.87
2	3	22,836,334.02
3		41,734,049.69
3	4	22,330,031.51
4	5	9,272,632.41
5		10,131,385.77
		577,715,565.66

2

	49,715,487.11		8,582,364.04		41,133,123.07
	49,715,487.11		8,582,364.04		41,133,123.07

--	--	--

3

--	--

1

1

		0.00

2

--	--	--	--	--

3

2

1

()		
		0.00

2

1

()				
-----	--	--	--	--

3

3

1

--	--	--

2,744,953,350.89

	5,235,693.97	1,505,198.64				6,740,892.61



6

1

	1,248,984.86	
	13,285,673.89	
	-40.00	
	-7,772,226.15	
	37,396,391.25	
	1,237,259.83	
	115,360.41	

1 —

1 —

2

2019

2020 4 30