

2016

2017 04

) (

2017 4 25

10 0.30

1

2

3

.....7

..... 11

..... 13

..... 24

..... 35

..... 41

..... 41

..... 42

..... 42



			002313
	SUNSEA Telecommunications Co., Ltd.		
	SUNSEA		

	914403007542710936

1 —

1 —

/

/

4G

46	20	59	18	2016
597	66		90	

/

LTE

2016
263

2.97

4G

4G 5G

2016

92.6

2016

4G

559

2016

4G

86.1

3774

/	11,693,227.54	0.43%	40,955,215.73	1.43%	-71.45%	4.09%
	1,370,439,554.33	50.63%	1,015,478,776.58	35.39%	34.96%	
/	82,581,553.84	3.05%	96,121,668.38	3.35%	-14.09%	

5

		2016		2015		
		888,714,456.16	41.83%	1,098,276,828.34	49.63%	-19.08%
		215,966,940.27	10.16%			

7

8

	2,424,838,715.78
	89.58%
	0.00%

5

1		825,085,625.94	30.48%
2	2	666,675,372.04	24.63%
3	3	540,646,033.23	19.97%
4	4	379,492,400.30	14.02%
5	5	12,939,284.27	0.48%
	--	2,424,838,715.78	89.58%

5

	86,022,431.48
	4.85%
	0.00%

5

1	1	22,203,024.41	1.25%
2	2		

3

	2016	2015		
	221,079,032.54	311,232,286.11	-28.97%	
	213,681,951.61	247,164,555.94	-13.55%	
	6,301,488.23	31,992,059.49	-80.30%	

4

	99,264,123.14	9,571,629.75	937.07%
	135,150,802.65	61,546,907.95	119.59%
	-35,886,679.51	-51,975,278.20	30.95%
	269,504,103.73	636,000,000.00	-57.63%
	646,056,306.35	798,952,526.56	-19.14%
	-376,552,202.62	-162,952,526.56	-131.08%
	-110,417,676.11	157,581,780.74	-170.07%

1

	2016		2015			
	473,090,790.82	12.13%	612,722,939.91	13.92%	-1.79%	
	1,040,180,552.69	26.67%	1,115,363,530.51	25.34%	1.33%	
	1,475,676,906.51	37.83%	1,648,790,499.26	37.45%	0.38%	



338,445,891.28

8.68%

2014 4G

5G

4G

2016

4G

“ ”

LTE

4G

1

2

3

1



3



10	0
10	0.30
10	0
	312,000,000
	9,360,000.00
	267,705,192.08
	100.00%



	6,094		2016 2 4				
	3,152		2016 8 22				
	600		2016 8 4				

1

2016 12 26 2016 < >
2016 12 26 2016
12 10 www.cninfo.com.cn
“ ”
“ ” A
“ ”
“ 1 ”
2017 3 20 1
15,599,914 5.00% 2017 3

1

1

2

3

2


1

B1		B2	
B3	40,000	B4	791.55

2

3

1



1

2016 1 8

>

2016 1 11

2016 5 16

<

270e29 f04.04300e2347270e272270e29 f04.0D8.239MCI20 93472 81057f

7,630.3075 24.4561%
2016 7 21

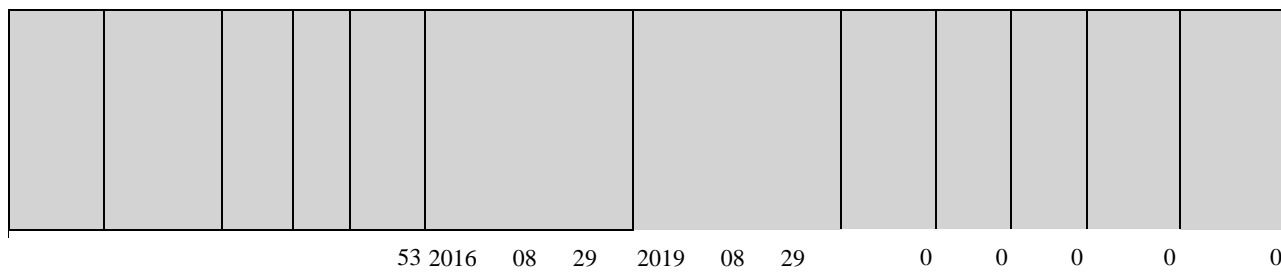
74

1

	17,667		16,233		0		0
				8		8	
5%		10					
		19.69%	61,425,000	61,425,000	61,425,000		
		5.00%	15,600,000	15,600,000		15,600,000	
		5.00%	15,592,816	15,592,816		15,592,816	
		4.77%	14,878,075	14,878,075	14,878,075		
		2.56%	8,000,000	8,000,000		8,000,000	
		2.47%	7,694,900	0		7,694,900	
		1.78%	5,549,995	5,549,995		5,549,995	
		1.33%	4,155,353	4,155,353		4,155,353	
		1.04%	3,258,000	3,258,000		3,258,000	

		0.96%	3,000,000	3,000,000		3,000,000		
10								

/		
---	--	--



			2016 08 01		
			2016 03 01		
			2016 08 01		
			2015 11 01		

4 30

2014 12 2014 11 “ ”

2014 5 27

2014 5 28

			53		20	
			43		0	
			40		18.2	
			52		47.82	

29

8.27

2

3

4

2

3

4

5

1

2016		24.69%	2016 01 15	2016 01 16	2016 2016-007
2015		24.69%	2016 04 12	2016 04 13	2015 2016-025
2016		25.82%	2016 08 29	2016 08 30	2016 2016-066
2016		24.55%	2016 10 11	2016 10 12	2016 2016-074

	<p>A</p> <p>B</p> <p>C</p> <p>D</p> <p>E</p> <p>A</p> <p>B</p> <p>C</p> <p>D</p>	
	<p>: 5% 3,000</p> <p>: 5% 1,500</p> <p>5% 500</p> <p>: 2% 5% 1,000</p> <p>3,000 : 2%</p> <p>5% 700 1,500 2%</p> <p>5% 100 500</p> <p>: 2% 1,000</p> <p>: 2% 700</p> <p>2% 100</p>	<p>1.0%</p> <p>0.5%</p> <p>1.0%</p> <p>0.5%</p>
		0
		0

	0
	0

16€

()

--	--







)


(

--	--



--	--	--

--	--




--	--	--	--	--	--	--

--	--	--	--	--



--	--	--	--	--



--	--	--	--	--	--	--	--	--	--

--	--	--	--	--

--	--	--




--	--

--	--	--


--	--	--	--





--	--	--

--	--



2016

2017 4 25